

# TRAIN TIMES

## Northampton / Milton Keynes to London



A summary of trains connecting Northampton/Milton Keynes/  
Bletchley/Leighton Buzzard with Watford and London Euston.



15 December 2019 to 16 May 2020

# Timetable Menu

**General Info**

**Notes & Symbols**

**Northampton – Milton Keynes – Leighton Buzzard – Watford Junction  
– Wembley Central – Clapham Junction / London Euston**

**Mondays to Fridays**

**Saturdays**

**Sundays**

**London Euston / Clapham Junction – Wembley Central –  
Watford Junction – Leighton Buzzard – Milton Keynes – Northampton**

**Mondays to Fridays**

**Saturdays**

**Sundays**

### Plan online

To make sure you have the most accurate train times, it's always best to plan your journey using a journey planner. We have them on our website and app, at our staffed stations and over the phone.

### Bringing your bike

Bikes (except tandems) are welcome on board our trains, but space can be very limited. Please ensure that your bike does not obstruct doorways or pose a risk to other passengers. On weekdays, only folding bikes are allowed on trains arriving at London Euston between 0700–1000 and departing between 1600–1900. For more information please go to [Inr.uk/cycle](https://www.nationalrail.co.uk/cycle)

### Getting assistance at the station

Call us on 0800 024 8997 if you need some help getting on or off our trains and we'll make the arrangements. Please give at least 24 hours notice if possible.

### Improvement works

From time to time it is essential to undertake improvement works. Everyone's journey is different– please check before you travel, especially if you are travelling late at night or at the weekend. The latest updated information is available at [nationalrail.co.uk](https://www.nationalrail.co.uk)

### Off-Peak travel

Certain Off-Peak tickets are not valid on services departing London Euston 1649-1900 or departing Birmingham 1635-1800 Mondays to Fridays. Please check before you travel.

### First Class Accommodation

All London Northwestern Railway services on wthis route convey first class accommodation.

[Menu](#)[Notes & Symbols](#)[Plan a Journey](#)

## London Northwestern Railway Customer Relations

You can get in touch with our customer relations team between 0700-1900 on weekdays, and 0800-1600 at weekends.

web: [lnr.uk/contact-us](http://lnr.uk/contact-us)  
tel: 0333 311 0006  
(standard call rates)  
post: Freepost London Northwestern Railway Customer Relations  
facebook: /LondonNorthwesternRailway  
twitter: @LNRailway

## Transport Focus

web: [transportfocus.org.uk](http://transportfocus.org.uk)  
email: [advice@transportfocus.org.uk](mailto:advice@transportfocus.org.uk)  
twitter: @transportfocus  
tel: 0300 123 2350  
post: Freepost (RTEH-XAGE-BYKZ),  
Transport Focus, PO Box 5594,  
Southend-on-Sea, SS1 9PZ

## London Travelwatch

web: [londontravelwatch.org.uk](http://londontravelwatch.org.uk)  
email: [info@londontravelwatch.org.uk](mailto:info@londontravelwatch.org.uk)  
tel: 020 3176 2999  
post: 169 Union Street, London, SE1 0LL

[Menu](#)[Notes & Symbols](#)[Plan a Journey](#)

### Rail User Groups

If you'd like to be more involved with the development of rail services, why not join your local rail user group.

#### Northampton Rail Users Group

contact: Paul Minton, Chairman

web: [northamptonrug.org.uk](http://northamptonrug.org.uk)

email: [enquiries@northamptonrug.org.uk](mailto:enquiries@northamptonrug.org.uk)

#### Watford Rail Users Group



contact: David Charlton, Secretary

email: [wrug2@hotmail.co.uk](mailto:wrug2@hotmail.co.uk)

[Menu](#)

[Notes & Symbols](#)

[Plan a Journey](#)

-  PlusBus add-on tickets available, for cheaper travel around the local area
-  Rail replacement bus service
- 4** Service formed of 4 coaches
- 8** Service formed of 8 coaches
- 12** Service formed of 12 coaches

**All services operated by London Northwestern Railway unless otherwise shown.**

**SN** Service operated by Southern

**VT** Operated by West Coast Rail

(operator name subject to change after the printing of this timetable)

**a** Arrival time

**d** Departure

**s** Stops to set down only

**FO** Service only runs on Fridays

**FX** Service does not run on Fridays

Please note not all VT services are shown in this timetable. To see all journey options, including West Coast Rail, plan your journey at [nationalrail.co.uk](https://nationalrail.co.uk)

[Menu](#)

[Notes & Symbols](#)

[Plan a Journey](#)

**Northampton – Milton Keynes – Leighton Buzzard – Watford Junction – Wembley Central – Clapham Junction / London Euston**

**4      4      4      4      4      8**

Northampton d		0414	0448	0505		0545
Wolverton d		0427	0500	0517		0556
Milton Keynes Central d	0330	0430	0504	0521		0601
Bletchley d	0335	0435	0509	0526	0538	0606
Leighton Buzzard d	0342	0442	0515	0533	0545	0613
Watford Junction a	0410	0513	0549	0601	0617	0629
Wembley Central a	0421	0524	↓	↓	↓	↓
Shepherd's Bush a	↓	↓	↓	↓	↓	↓
Clapham Junction a	↓	↓	↓	↓	↓	↓
London Euston a	0434	0538	0610	0622	0640	0645

VT

**4      12      12      12      8**

Northampton d			0622	0641		0635
Wolverton d			0634	↓		0647
Milton Keynes Central d	0553	0619	0638	↓		0653
Bletchley d	0558	0624	0643	↓	0634	0658
Leighton Buzzard d	0605	0631	0650	↓	0641	0706
Watford Junction a	0629	0700	0706	↓	0712	↓
Wembley Central a	↓	↓	↓	↓	↓	↓
Shepherd's Bush a	↓	↓	↓	↓	↓	↓
Clapham Junction a	↓	↓	↓	↓	↓	↓
London Euston a	0654	0719	0722	0728	0733	0738

[Menu](#)

[Notes & Symbols](#)

[Plan a Journey](#)

**Northampton – Milton Keynes – Leighton Buzzard – Watford Junction – Wembley Central – Clapham Junction / London Euston**

SN

**12**

**12**

**12**

**12**

**12**

Northampton d			0704	0650	0715	0710
Wolverton d			0716	0702	0727	▼
Milton Keynes Central d	0647	0701	0721	0706	0732	0725
Bletchley d	0652	0706	▼	0711	▼	0730
Leighton Buzzard d	0659	0713	0730	▼	0741	0737
Watford Junction a	0731	0738	↓	0747	↓	0807
Wembley Central a	↓	0750	↓	↓	↓	↓
Shepherd's Bush a	↓	0811	↓	↓	↓	↓
Clapham Junction a	↓	0825	↓	↓	↓	↓
London Euston a	0755		0801	0805	0813	0826

SN

**12**

**12**

**12**

**12**

**8**

Northampton d	0742		0738			
Wolverton d	↓		0750			
Milton Keynes Central d			0755		0759	0812
Bletchley d		0739	0800	0753	0805	0817
Leighton Buzzard d		0747	0807	0800	0812	0824
Watford Junction a		0812	↓	0827	0836	0851
Wembley Central a		↓	↓	↓	↓	0904
Shepherd's Bush a		↓	↓	↓	↓	0922
Clapham Junction a	↓	↓	↓	↓	↓	0935
London Euston a	0828	0832	0838	0848	0857	







[Menu](#)







[Notes & Symbols](#)

[Plan a Journey](#)



## Northampton – Milton Keynes – Leighton Buzzard – Watford Junction – Wembley Central – Clapham Junction / London Euston

	<b>12</b>	<b>8</b>	<b>8</b>	<b>8</b>	<b>4</b>	SN
 Northampton d	0804	0823	0837			
 Wolverton d	0816	0835	▼			
 Milton Keynes Central d	0821	0841	0851	0900	0857	0912
 Bletchley d	0826	0846	↓		0902	0917
 Leighton Buzzard d	0832	0853	↓		0909	0924
 Watford Junction a			0913		0936	0951
Wembley Central a			↓			1004
Shepherd's Bush a			↓			1022
Clapham Junction a	↓	↓	↓	↓	↓	1035
London Euston a	0911	0924	0929	0936	0959	

	<b>4</b>	<b>8</b>	<b>8</b>	<b>8</b>	<b>12</b>	SN
 Northampton d	0905	0924		0952		
 Wolverton d	0917	0936		▼		
 Milton Keynes Central d	0922	0941	0955	1006	0955	1012
 Bletchley d	0927	0946		↓	1000	1017
 Leighton Buzzard d	0934	0953		↓	1007	1024
 Watford Junction a	0958			1028	1034	1051
Wembley Central a	↓	↓		↓	↓	1104
Shepherd's Bush a	↓	↓		↓	↓	1122
Clapham Junction a	↓	↓	↓	↓	↓	1135
London Euston a	1017	1023	1030	1044	1053	

[Menu](#)
[Notes & Symbols](#)
[Plan a Journey](#)

**Northampton – Milton Keynes – Leighton Buzzard – Watford Junction – Wembley Central – Clapham Junction / London Euston**

		4	4	8	8	SN	4
Northampton d	1005	1026	1039				
Wolverton d	1017	1038	▼				
Milton Keynes Central d	1022	1043	1053	1048	1112	1115	
Bletchley d	1027	1048	↓	1053	1117		
Leighton Buzzard d	1034	1055	↓	1100	1124		
Watford Junction a	1058		1114	1127	1151		
Wembley Central a	↓	↓	↓	↓	1203		
Shepherd's Bush a	↓	↓	↓	↓	1222		
Clapham Junction a	↓	↓	↓	↓	1235		↓
London Euston a	1118	1125	1130	1146			1151

		4	4	8	4	8	SN
Northampton d	1105	1125	1137				
Wolverton d	1117	1137	▼				
Milton Keynes Central d	1122	1141	1151	1215	1155	1212	
Bletchley d	1127	1146	↓		1200	1217	
Leighton Buzzard d	1134	1153	↓		1207	1224	
Watford Junction a	1158		1213		1234	1251	
Wembley Central a	↓	↓	↓	↓		1304	
Shepherd's Bush a	↓	↓	↓	↓		1322	
Clapham Junction a	↓	↓	↓	↓	↓	1335	
London Euston a	1216	1224	1229	1250	1253		

[Menu](#)







[Notes & Symbols](#)

[Plan a Journey](#)

### Northampton – Milton Keynes – Leighton Buzzard – Watford Junction – Wembley Central – Clapham Junction / London Euston







SN

**8**      **4**      **8**      **8**      **12**

 Northampton d	1205	1225	1238			
 Wolverton d	1217	1237	▼			
 Milton Keynes Central d	1222	1242	1253	1315	1255	1312
 Bletchley d	1227	1247	↓	↓	1300	1317
 Leighton Buzzard d	1234	1254	↓	↓	1307	1324
 Watford Junction a	1258	↓	1314	↓	1334	1351
Wembley Central a	↓	↓	↓	↓	↓	1404
Shepherd's Bush a	↓	↓	↓	↓	↓	1422
Clapham Junction a	↓	↓	↓	↓	↓	1435
London Euston a	1317	1324	1330	1350	1353	

SN

**8**      **4**      **8**      **8**      **4**

 Northampton d	1304	1324	1338			
 Wolverton d	1316	1336	▼			
 Milton Keynes Central d	1321	1341	1353	1415	1352	1412
 Bletchley d	1326	1346	↓	↓	1357	1417
 Leighton Buzzard d	1333	1353	↓	↓	1404	1424
 Watford Junction a	1357	↓	1414	↓	1431	1452
Wembley Central a	↓	↓	↓	↓	↓	1504
Shepherd's Bush a	↓	↓	↓	↓	↓	1522
Clapham Junction a	↓	↓	↓	↓	↓	1535
London Euston a	1417	1424	1430	1450	1453	

[Menu](#)
[Notes & Symbols](#)
[Plan a Journey](#)

**Northampton – Milton Keynes – Leighton Buzzard – Watford Junction – Wembley Central – Clapham Junction / London Euston**

SN

**4      4      8      8      8**

Northampton d	1405	1423	1438			
Wolverton d	1417	1435	▼			
Milton Keynes Central d	1422	1440	1454	1515	1455	1512
Bletchley d	1427	1445	↓	↓	1500	1517
Leighton Buzzard d	1434	1452	↓		1507	1524
Watford Junction a	1458	↓	1515		1534	1551
Wembley Central a	↓	↓	↓	↓		1604
Shepherd's Bush a	↓	↓	↓	↓		1622
Clapham Junction a	↓	↓	↓	↓	↓	1635
London Euston a	1517	1522	1531	1550	1556	

**8      4      8      4      8      8**

Northampton d	1505	1525	1536	1558		
Wolverton d	1517	1537	▼	↓		
Milton Keynes Central d	1522	1542	1551		1616	1553
Bletchley d	1527	1547	↓	↓	↓	1557
Leighton Buzzard d	1534	1554	↓			1604
Watford Junction a	1558	↓	1613	↓		1632
Wembley Central a	↓	↓	↓	↓		↓
Shepherd's Bush a	↓	↓	↓	↓	↓	↓
Clapham Junction a	↓	↓	↓	↓	↓	↓
London Euston a	1617	1625	1629	1646	1652	1653

[Menu](#)

[Notes & Symbols](#)

[Plan a Journey](#)

**Northampton – Milton Keynes – Leighton Buzzard – Watford Junction – Wembley Central – Clapham Junction / London Euston**

SN







**4**

**4**

**8**

**4**

**8**

 Northampton d		1605	1624	1638	1658	
 Wolverton d		1617	1638	▼		
 Milton Keynes Central d	1612	1622	1642	1653		1715
 Bletchley d	1617	1627	1647	↓		
 Leighton Buzzard d	1624	1634	1654	↓		
 Watford Junction a	1651	1658		1715		
Wembley Central a	1705	↓				
Shepherd's Bush a	1722	↓				
Clapham Junction a	1735	↓				
London Euston a		1718	1725	1731	1746	1751

SN







**12**

**8**

**8**

**8**

**8**

 Northampton d			1706	1724	1739	1756
 Wolverton d			1717	1737	▼	▼
 Milton Keynes Central d	1655	1712	1722	1742	1753	1812
 Bletchley d	1700	1717	1727	1747	↓	
 Leighton Buzzard d	1707	1724	1734	1755	↓	
 Watford Junction a	1734	1751	1758		1814	
Wembley Central a		↓	1805			
Shepherd's Bush a		↓	1822			
Clapham Junction a		↓	1835			
London Euston a	1756			1818	1825	1830
						1847

[Menu](#)

[Notes & Symbols](#)

[Plan a Journey](#)

**Northampton – Milton Keynes – Leighton Buzzard – Watford Junction – Wembley Central – Clapham Junction / London Euston**

	SN					
	4	4		8	4	8
Northampton d				1805	1825	1837
Wolverton d				1817	1837	▼
Milton Keynes Central d	1815	1757	1812	1822	1842	1852
Bletchley d	↓	1803	1818	1827	1847	↓
Leighton Buzzard d		1809	1825	1834	1855	↓
Watford Junction a		1838	1851	1858	↓	1914
Wembley Central a		↓	1905	↓	↓	↓
Shepherd's Bush a		↓	1922	↓	↓	↓
Clapham Junction a	↓	↓	1935	↓	↓	↓
London Euston a	1850	1857		1918	1925	1930

	SN					
	4	12	4		8	4
Northampton d	1855				1906	1925
Wolverton d	↓				1918	1937
Milton Keynes Central d		1847	1915	1916	1923	1942
Bletchley d		1852	↓	1921	1928	1947
Leighton Buzzard d		1859		1928	1935	1954
Watford Junction a		1926		1953	1959	↓
Wembley Central a		↓		2006	↓	↓
Shepherd's Bush a		↓	↓	2022	↓	↓
Clapham Junction a	↓	↓	↓	2035	↓	↓
London Euston a	1945	1945	1950		2018	2025

[Menu](#)

[Notes & Symbols](#)

[Plan a Journey](#)

## Northampton – Milton Keynes – Leighton Buzzard – Watford Junction – Wembley Central – Clapham Junction / London Euston

	SN					
	8	8		4	12	4
Northampton d	1938				2005	2022
Wolverton d	▼				2017	2037
Milton Keynes Central d	1952	1947	2012	2017	2022	2044
Bletchley d	↓	1952	2019		2027	2050
Leighton Buzzard d	↓	1959	2026		2034	2057
Watford Junction a	2014	2026	2052		2058	
Wembley Central a	↓	↓	2104		↓	
Shepherd's Bush a	↓	↓	2118		↓	
Clapham Junction a	↓	↓	2132	↓	↓	↓
London Euston a	2030	2046		2052	2117	2127

	SN					
	8	12	8	4		4
Northampton d	2038			2059		2104
Wolverton d	▼			▼		2116
Milton Keynes Central d	2055	2050	2110	2114	2112	2122
Bletchley d	↓	2055	↓	↓	2117	2127
Leighton Buzzard d	↓	2102	↓	↓	2124	2134
Watford Junction a	↓	2129	2134	↓	2151	2158
Wembley Central a	↓	↓	↓	↓	▼	↓
Shepherd's Bush a	↓	↓	↓	↓	2218	↓
Clapham Junction a	↓	↓	↓	↓	2231	↓
London Euston a	2130	2147	2150	2153		2224

[Menu](#)
[Notes & Symbols](#)
[Plan a Journey](#)

**Northampton – Milton Keynes – Leighton Buzzard – Watford Junction  
– Wembley Central – Clapham Junction / London Euston**

SN

**8**







**8**

**8**

**8**

**8**

**12**

 Northampton d	2137			2204	2255		2334
 Wolverton d	2149			2216	2308		2346
 Milton Keynes Central d	2153	2205	2210	2221	2313	2345	2350
 Bletchley d	2158	2210	2215	2226	2318	2350	2355
 Leighton Buzzard d	2205	2217	2222	2235	2325	2357	0002
 Watford Junction a	2234	2248	2252	2300	0001	▼	0034
Wembley Central a	↓	2301	▼	↓	0013	0031	↓
Shepherd's Bush a	↓	↓	2322	↓	↓	↓	↓
Clapham Junction a	↓	↓	2334	↓	↓	↓	↓
London Euston a	2253	2313		2323	0026	0045	0054

[Menu](#)

[Notes & Symbols](#)

[Plan a Journey](#)



**Northampton – Milton Keynes – Leighton Buzzard – Watford Junction – Wembley Central – Clapham Junction / London Euston**

**4 8 8 8 4 8**

Northampton d			0515	0614		0604
Wolverton d			0527	▼		0616
Milton Keynes Central d	0340	0435	0532	0628		0620
Bletchley d	0345	0440	0537	▼	0610	0625
Leighton Buzzard d	0352	0447	0544	0637	0616	0632
Watford Junction a	0420	0515	0616	↓	0646	0659
Wembley Central a	0431	0526	↓	↓	↓	↓
Shepherd's Bush a	↓	↓	↓	↓	↓	↓
Clapham Junction a	↓	↓	↓	↓	↓	↓
London Euston a	0445	0540	0640	0707	0710	0722

SN

**4 8 8 8 8**

Northampton d	0638					0705
Wolverton d	0650					0717
Milton Keynes Central d	0655		0647		0713	0722
Bletchley d	0700	0640	0652	0709	0718	0727
Leighton Buzzard d	0707	0647	0659	0715	0725	0733
Watford Junction a	↓	0716	0726	0745	0751	0758
Wembley Central a	↓	0729	↓	↓	0804	↓
Shepherd's Bush a	↓	↓	↓	↓	0819	↓
Clapham Junction a	↓	↓	↓	↓	0832	↓
London Euston a	0739	0741	0745	0810		0818

[Menu](#)

[Notes & Symbols](#)

[Plan a Journey](#)

**Northampton – Milton Keynes – Leighton Buzzard – Watford Junction – Wembley Central – Clapham Junction / London Euston**

		8	8	8	4	SN	8
Northampton d	0722	0738			0730		0805
Wolverton d	0734	▼			0742		0817
Milton Keynes Central d	0738	0754	0805		0747	0813	0822
Bletchley d	0743	↓			0752	0818	0827
Leighton Buzzard d	0750	↓			0759	0825	0833
Watford Junction a		0815			0826	0851	0858
Wembley Central a		↓				0904	↓
Shepherd's Bush a		↓				0919	↓
Clapham Junction a	↓	↓	↓	↓		0932	↓
London Euston a	0820	0831	0840	0846			0917

		8	8	4	8	SN	4
Northampton d	0824	0841					
Wolverton d	0836	▼					
Milton Keynes Central d	0841	0856	0914		0855	0912	0925
Bletchley d	0846	↓			0900	0917	↓
Leighton Buzzard d	0853	↓			0907	0924	↓
Watford Junction a		0917			0934	0951	↓
Wembley Central a		↓				1004	↓
Shepherd's Bush a		↓				1019	↓
Clapham Junction a	↓	↓	↓	↓		1032	↓
London Euston a	0924	0933	0950	0953			1000

[Menu](#)

[Notes & Symbols](#)

[Plan a Journey](#)

**Northampton – Milton Keynes – Leighton Buzzard – Watford Junction – Wembley Central – Clapham Junction / London Euston**

SN

**8 8 8 8 4**

Northampton d	0905	0925	0938			
Wolverton d	0917	0937	▼			
Milton Keynes Central d	0922	0942	0953	1016	0955	1012
Bletchley d	0927	0947	↓	↓	1000	1017
Leighton Buzzard d	0934	0954	↓	↓	1007	1024
Watford Junction a	0958	↓	1014	↓	1034	1051
Wembley Central a	↓	↓	↓	↓	↓	1104
Shepherd's Bush a	↓	↓	↓	↓	↓	1119
Clapham Junction a	↓	↓	↓	↓	↓	1132
London Euston a	1017	1025	1030	1052	1053	

SN

**8 8 8 8 8**

Northampton d	1005	1025	1038			
Wolverton d	1017	1037	▼			
Milton Keynes Central d	1022	1042	1053	1115	1055	1112
Bletchley d	1027	1047	↓	↓	1100	1117
Leighton Buzzard d	1034	1054	↓	↓	1107	1124
Watford Junction a	1058	↓	1114	↓	1134	1151
Wembley Central a	↓	↓	↓	↓	↓	1204
Shepherd's Bush a	↓	↓	↓	↓	↓	1219
Clapham Junction a	↓	↓	↓	↓	↓	1232
London Euston a	1117	1125	1130	1150	1153	

[Menu](#)

[Notes & Symbols](#)

[Plan a Journey](#)

**Northampton – Milton Keynes – Leighton Buzzard – Watford Junction – Wembley Central – Clapham Junction / London Euston**

SN

8 8 8 8 8

Northampton d	1105	1125	1137			
Wolverton d	1117	1137	▼			
Milton Keynes Central d	1122	1141	1152	1215	1155	1212
Bletchley d	1127	1146	↓	↓	1200	1217
Leighton Buzzard d	1134	1153	↓	↓	1207	1224
Watford Junction a	1158	↓	1214	↓	1234	1251
Wembley Central a	↓	↓	↓	↓	↓	1304
Shepherd's Bush a	↓	↓	↓	↓	↓	1319
Clapham Junction a	↓	↓	↓	↓	↓	1332
London Euston a	1217	1224	1230	1251	1253	

SN

8 8 8 8 8

Northampton d	1205	1225	1238			
Wolverton d	1217	1237	▼			
Milton Keynes Central d	1222	1242	1253	1315	1255	1312
Bletchley d	1227	1247	↓	↓	1300	1317
Leighton Buzzard d	1234	1254	↓	↓	1307	1324
Watford Junction a	1258	↓	1314	↓	1334	1351
Wembley Central a	↓	↓	↓	↓	↓	1404
Shepherd's Bush a	↓	↓	↓	↓	↓	1419
Clapham Junction a	↓	↓	↓	↓	↓	1432
London Euston a	1317	1324	1330	1350	1353	

[Menu](#)

[Notes & Symbols](#)

[Plan a Journey](#)

Northampton – Milton Keynes – Leighton Buzzard – Watford Junction – Wembley Central – Clapham Junction / London Euston

SN

8 8 8 8 4

Northampton d	1305	1325	1338			
Wolverton d	1317	1337	▼			
Milton Keynes Central d	1322	1341	1353	1415	1355	1412
Bletchley d	1327	1346	↓	↓	1400	1417
Leighton Buzzard d	1334	1353	↓	↓	1407	1424
Watford Junction a	1358	↓	1414	↓	1434	1451
Wembley Central a	↓	↓	↓	↓	↓	1504
Shepherd's Bush a	↓	↓	↓	↓	↓	1519
Clapham Junction a	↓	↓	↓	↓	↓	1532
London Euston a	1418	1424	1430	1450	1453	

SN

8 8 8 8 8

Northampton d	1405	1422	1439			
Wolverton d	1417	1434	▼			
Milton Keynes Central d	1422	1438	1453	1515	1455	1512
Bletchley d	1427	1443	↓	↓	1500	1517
Leighton Buzzard d	1434	1450	↓	↓	1507	1524
Watford Junction a	1458	↓	1515	↓	1534	1551
Wembley Central a	↓	↓	↓	↓	↓	1604
Shepherd's Bush a	↓	↓	↓	↓	↓	1619
Clapham Junction a	↓	↓	↓	↓	↓	1632
London Euston a	1517	1520	1531	1550	1555	

Menu







Notes & Symbols

Plan a Journey

**Northampton – Milton Keynes – Leighton Buzzard – Watford Junction – Wembley Central – Clapham Junction / London Euston**







SN

8 8 8 8 8

 Northampton d	1501	1524	1538			
 Wolverton d	1517	1536	▼			
 Milton Keynes Central d	1522	1541	1553	1615	1558	1612
 Bletchley d	1527	1546	↓	↓	1603	1617
 Leighton Buzzard d	1534	1553	↓	↓	1610	1624
 Watford Junction a	1558	↓	1614	↓	1637	1651
Wembley Central a	↓	↓	↓	↓		1704
Shepherd's Bush a	↓	↓	↓	↓		1719
Clapham Junction a	↓	↓	↓	↓		1732
London Euston a	1619	1624	1630	1650	1656	

SN

8 8 8 8 8

 Northampton d	1604	1625	1638			
 Wolverton d	1617	1637	▼			
 Milton Keynes Central d	1622	1642	1653	1715	1655	1712
 Bletchley d	1627	1647	↓	↓	1700	1717
 Leighton Buzzard d	1634	1654	↓	↓	1707	1724
 Watford Junction a	1658	↓	1714	↓	1734	1751
Wembley Central a	↓	↓	↓	↓		1804
Shepherd's Bush a	↓	↓	↓	↓		1819
Clapham Junction a	↓	↓	↓	↓		1832
London Euston a	1717	1724	1730	1750	1753	

[Menu](#)

[Notes & Symbols](#)

[Plan a Journey](#)

**Northampton – Milton Keynes – Leighton Buzzard – Watford Junction – Wembley Central – Clapham Junction / London Euston**

SN

**8 8 8 8 4**

Northampton d	1705	1725	1739			
Wolverton d	1717	1737	▼			
Milton Keynes Central d	1722	1742	1753	1815	1755	1812
Bletchley d	1727	1747	↓		1800	1817
Leighton Buzzard d	1734	1754	↓		1807	1824
Watford Junction a	1758		1814		1834	1851
Wembley Central a	↓	↓	↓			1903
Shepherd's Bush a	↓	↓	↓			1919
Clapham Junction a	↓	↓	↓			1932
London Euston a	1817	1824	1830	1851	1853	

SN

**8 8 8 8 8**

Northampton d	1805	1825	1839			
Wolverton d	1817	1837	▼			
Milton Keynes Central d	1822	1842	1853	1915	1855	1913
Bletchley d	1827	1847	↓		1900	1918
Leighton Buzzard d	1834	1854	↓		1907	1925
Watford Junction a	1858		1915		1934	1950
Wembley Central a	↓	↓	↓		1945	2004
Shepherd's Bush a	↓	↓	↓			2019
Clapham Junction a	↓	↓	↓			2033
London Euston a	1917	1926	1931	1950	1958	

[Menu](#)

[Notes & Symbols](#)

[Plan a Journey](#)

Northampton – Milton Keynes – Leighton Buzzard – Watford Junction – Wembley Central – Clapham Junction / London Euston

8 8 8 8 8 8

Northampton d	1904	1927	1933	2000	2023	2036
Wolverton d	1916	1939	▼	2012	▼	▼
Milton Keynes Central d	1921	1944	1948a	2016	2037	2051
Bletchley d	1926	1949		2021	▼	2056
Leighton Buzzard d	1933	1956		2028	2046	▼
Watford Junction a	1958	2023		2047	2114	2129
Wembley Central a	↓	↓		↓	↓	↓
Shepherd's Bush a	↓	↓		↓	↓	↓
Clapham Junction a	↓	↓		↓	↓	↓
London Euston a	2017	2045		2110	2134	2154

8 8 12 8 12 12 12

Northampton d	2100	2124	2143		2205	2242	2330
Wolverton d	2111	▼	2154		2217	2254	2342
Milton Keynes Central d	2116	2140	2159	2215	2221	2258	2346
Bletchley d	2120	▼	2204		2226	2303	2351
Leighton Buzzard d	2127	2149	▼		2233	2310	2358
Watford Junction a	2153	2220	2230		2306	2344	0019
Wembley Central a	↓	↓	↓		↓	↓	↓
Shepherd's Bush a	↓	↓	↓		↓	↓	↓
Clapham Junction a	↓	↓	↓	↓	↓	↓	↓
London Euston a	2212	2241	2253	2303	2331	0005	0040

Menu







Notes & Symbols

Plan a Journey









## Northampton – Milton Keynes – Leighton Buzzard – Watford Junction – Wembley Central – Clapham Junction / London Euston

8 8 8 8 8 8

 Northampton d			0615			0752	0815
 Wolverton d			0647			0804	0827
 Milton Keynes Central d	0642	0700	0710	0738	0808	0831	
 Bletchley d	0647		0715	0743	0813	0836	
 Leighton Buzzard d	0653		0722	0750	0820	0843	
 Watford Junction a	0724		0752	0820	0851	0906	
Wembley Central a	↓		↓	↓	↓	↓	↓
Shepherd's Bush a	↓		↓	↓	↓	↓	↓
Clapham Junction a	↓		↓	↓	↓	↓	↓
London Euston a	0745		0813	0843	0912	0927	







8 8 8 8 8 8

 Northampton d	0821	0845	0850	0925	0959	1008	
 Wolverton d	0833	0857	0902	0938	1011	1020	
 Milton Keynes Central d	0837	0901	0906	0942	1024	1028	
 Bletchley d	0842	0906	0911	0947	▼	1033	
 Leighton Buzzard d	0849	0913	0918	0954	1033	1040	
 Watford Junction a	0920	0936	0948	1024	1055	1106	
Wembley Central a	↓	↓	↓	↓	↓	↓	↓
Shepherd's Bush a	↓	↓	↓	↓	↓	↓	↓
Clapham Junction a	↓	↓	↓	↓	↓	↓	↓
London Euston a	0944	0958	1010	1044	1115	1128	







[Menu](#)
[Notes & Symbols](#)
[Plan a Journey](#)

## Northampton – Milton Keynes – Leighton Buzzard – Watford Junction – Wembley Central – Clapham Junction / London Euston

**8**      **12**      **8**      **8**      **8**      **8**

 Northampton d	1030	1038	1104	1112	1125	1144
 Wolverton d	1044	▼	1118	▼	▼	▼
 Milton Keynes Central d	1048	1053	1122	1126	1141	1200
 Bletchley d	1053	1058	↓	1131	1146	1205
 Leighton Buzzard d	1100	1105	↓	1138	1153	1212
 Watford Junction a	1127	1135	1153	1208	1218	1231
Wembley Central a	↓	↓	↓	↓	↓	↓
Shepherd's Bush a	↓	↓	↓	↓	↓	↓
Clapham Junction a	↓	↓	↓	↓	↓	↓
London Euston a	1147	1159	1216	1229	1240	1249







**8**      **8**      **8**      **8**      **8**      **4**

 Northampton d		1148		1210	1225	
 Wolverton d		1200		1222	1237	
 Milton Keynes Central d	1151	1205		1227	1241	1301
 Bletchley d	1156	1210	1216	1232	1246	↓
 Leighton Buzzard d	1201	1217	1223	1239	1253	
 Watford Junction a	1233	1238	1251	1300	1318	
Wembley Central a	↓	↓	↓	↓	↓	↓
Shepherd's Bush a	↓	↓	↓	↓	↓	↓
Clapham Junction a	↓	↓	↓	↓	↓	↓
London Euston a	1255	1259	1312	1318	1340	1349







[Menu](#)
[Notes & Symbols](#)
[Plan a Journey](#)

## Northampton – Milton Keynes – Leighton Buzzard – Watford Junction – Wembley Central – Clapham Junction / London Euston

8 8 8 8 8 8

 Northampton d	1248		1311		1325	1348
 Wolverton d	1300		1323		1337	1400
 Milton Keynes Central d	1305	1311	1328	1355	1341	1405
 Bletchley d	1310	1316	1333		1346	1410
 Leighton Buzzard d	1317	1323	1340		1353	1417
 Watford Junction a	1338	1352	1404		1418	1438
Wembley Central a	↓	↓	↓	↓	↓	↓
Shepherd's Bush a	↓	↓	↓	↓	↓	↓
Clapham Junction a	↓	↓	↓	↓	↓	↓
London Euston a	1401	1413	1424	1433	1440	1501

8 8 8 8 8 8

 Northampton d		1410		1425	1448	
 Wolverton d		1422		1437	1500	
 Milton Keynes Central d	1411	1427	1455	1441	1505	1511
 Bletchley d	1416	1432		1446	1510	1516
 Leighton Buzzard d	1423	1439		1453	1517	1523
 Watford Junction a	1451	1500		1518	1538	1551
Wembley Central a	↓	↓	↓	↓	↓	↓
Shepherd's Bush a	↓	↓	↓	↓	↓	↓
Clapham Junction a	↓	↓	↓	↓	↓	↓
London Euston a	1512	1518	1533	1540	1601	1612







[Menu](#)

[Notes & Symbols](#)







[Plan a Journey](#)

## Northampton – Milton Keynes – Leighton Buzzard – Watford Junction – Wembley Central – Clapham Junction / London Euston

8 8 8 8 8 8

 Northampton d	1510		1525	1548		1610
 Wolverton d	1522		1537	1600		1622
 Milton Keynes Central d	1527	1555	1541	1605	1611	1627
 Bletchley d	1532	↓	1546	1610	1616	1632
 Leighton Buzzard d	1539		1553	1617	1623	1639
 Watford Junction a	1600		1618	1638	1651	1700
Wembley Central a	↓		↓	↓	↓	↓
Shepherd's Bush a	↓		↓	↓	↓	↓
Clapham Junction a	↓	↓	↓	↓	↓	↓
London Euston a	1618	1633	1640	1701	1712	1718

8 8 8 8 8 8

 Northampton d		1625	1648		1710	
 Wolverton d		1637	1700		1722	
 Milton Keynes Central d	1654	1641	1705	1711	1727	1754
 Bletchley d	↓	1646	1710	1716	1732	↓
 Leighton Buzzard d		1653	1717	1723	1739	
 Watford Junction a		1718	1738	1751	1800	
Wembley Central a	↓	↓	↓	↓	↓	↓
Shepherd's Bush a	↓	↓	↓	↓	↓	↓
Clapham Junction a	↓	↓	↓	↓	↓	↓
London Euston a	1732	1740	1801	1812	1818	1832







[Menu](#)

[Notes & Symbols](#)







[Plan a Journey](#)

## Northampton – Milton Keynes – Leighton Buzzard – Watford Junction – Wembley Central – Clapham Junction / London Euston

8 8 8 8 8 8

 Northampton d	1725	1748		1813		1825
 Wolverton d	1737	1800		1825		1837
 Milton Keynes Central d	1741	1805	1811	1830	1854	1841
 Bletchley d	1746	1810	1816	1835		1846
 Leighton Buzzard d	1753	1817	1823	1842		1853
 Watford Junction a	1818	1838	1851	1903		1918
Wembley Central a						
Shepherd's Bush a						
Clapham Junction a						
London Euston a	1840	1901	1912	1924	1932	1940

8 8 8 8 8 8

 Northampton d	1848		1909		1925	1953
 Wolverton d	1900		▼		1937	2005
 Milton Keynes Central d	1905	1911	1924	1954	1941	2011
 Bletchley d	1910	1916	1929		1946	2016
 Leighton Buzzard d	1917	1923	1936		1953	2023
 Watford Junction a	1938	1951	2001		2018	2051
Wembley Central a						
Shepherd's Bush a						
Clapham Junction a						
London Euston a	2001	2014	2019	2032	2040	2114







[Menu](#)

[Notes & Symbols](#)







[Plan a Journey](#)

## Northampton – Milton Keynes – Leighton Buzzard – Watford Junction – Wembley Central – Clapham Junction / London Euston

**8**      **8**      **4**      **8**      **12**      **8**

 Northampton d	2011	2025			2129	2155
 Wolverton d	2023	2036			2141	2207
 Milton Keynes Central d	2027a	2041	2107	2117	2145	2211
 Bletchley d		2046	▼	▼	2150	2216
 Leighton Buzzard d		2052	2115	2126	2157	2223
 Watford Junction a		2123	2138	2156	2227	2254
Wembley Central a		↓	↓	↓	↓	↓
Shepherd's Bush a		↓	↓	↓	↓	↓
Clapham Junction a		↓	↓	↓	↓	↓
London Euston a		2143	2158	2218	2247	2317

**8**      **8**      **8**

 Northampton d	2225	2300	2325
 Wolverton d	2237	2312	2337
 Milton Keynes Central d	2241	2316	2341
 Bletchley d	2246	2321	2346
 Leighton Buzzard d	2252	2328	2352
 Watford Junction a	2322	2359	0022
Wembley Central a	↓	↓	↓
Shepherd's Bush a	↓	↓	↓
Clapham Junction a	↓	↓	↓
London Euston a	2343	0023	0043

[Menu](#)
[Notes & Symbols](#)
[Plan a Journey](#)

**London Euston / Clapham Junction – Wembley Central –  
Watford Junction – Leighton Buzzard – Milton Keynes – Northampton**

SN







4

8

8

4

4

London Euston d		0534		0612	0628	0634
Clapham Junction d		↓	0532	↓	↓	↓
Shepherd's Bush d			0547			
Wembley Central d		↓	0602	↓		↓
 Watford Junction d		0555	0614	0634		0653
 Leighton Buzzard d		0628	0642	0704		0726
 Bletchley d		0635	0649	0711	↓	0732
 Milton Keynes Central d	0537	0640	0655a	0716	0701	0738
 Wolverton d	0541	0644		0720		0742
 Northampton a	0553	0656		0737		0754

SN







8

4

4

4

4

London Euston d	0654	0713		0723	0746	0749
Clapham Junction d	↓	↓	0640	↓	↓	↓
Shepherd's Bush d			0654			
Wembley Central d	↓		0707	↓		↓
 Watford Junction d	0711	↓	0719	0741		0804
 Leighton Buzzard d	0736	0741	0747	0810		↓
 Bletchley d	0743	0749	0754	0818	↓	↓
 Milton Keynes Central d	0748a	0754	0802a	0822	0819	0825
 Wolverton d		0758		0826		↓
 Northampton a		0810		0838		0843

[Menu](#)
[Notes & Symbols](#)
[Plan a Journey](#)

**London Euston / Clapham Junction – Wembley Central –  
Watford Junction – Leighton Buzzard – Milton Keynes – Northampton**

SN







**4**

**8**

**4**

**8**

**12**

London Euston d	0752	0813		0822	0846	0849
Clapham Junction d	↓	↓	0739	↓	↓	↓
Shepherd's Bush d			0753			
Wembley Central d	↓	↓	0808	↓		↓
 Watford Junction d	0811	↓	0819	0840		0904
 Leighton Buzzard d	0836	0840	0847	0908		▼
 Bletchley d	0843	0847	0854	0915	↓	0924
 Milton Keynes Central d	0848a	0853	0900a	0921	0919	0929
 Wolverton d		0857		0925		▼
 Northampton a		0909		0937		0944

SN







**12**

**8**

**8**

**8**

**8**

London Euston d	0851	0913		0924	0946	0949
Clapham Junction d	↓	↓	0840	↓	↓	↓
Shepherd's Bush d			0853			
Wembley Central d	↓	↓	0908	↓		↓
 Watford Junction d	0907	↓	0921	0940		1004
 Leighton Buzzard d	0932	0943	0948	1008		▼
 Bletchley d	0939	0950	0956	1015	↓	1025
 Milton Keynes Central d	0944a	0955	1001a	1021	1019	1030
 Wolverton d		0959		1025		▼
 Northampton a		1014		1037		1045







[Menu](#)







[Notes & Symbols](#)

[Plan a Journey](#)









**London Euston / Clapham Junction – Wembley Central –  
Watford Junction – Leighton Buzzard – Milton Keynes – Northampton**







	SN					
	<b>4</b>	<b>8</b>		<b>4</b>	<b>8</b>	<b>12</b>
London Euston d	0954	1015		1024	1046	1049
Clapham Junction d	↓	↓	0939	↓	↓	↓
Shepherd's Bush d			0953			
Wembley Central d	↓	↓	1008	↓		↓
 Watford Junction d	1011	↓	1019	1039		1104
 Leighton Buzzard d	1036	1043	1047	1108		↓
 Bletchley d	1043	1050	1056	1115	↓	↓
 Milton Keynes Central d	1049	1055	1101a	1120	1119	1124
 Wolverton d	1053	1059		1124		▼
 Northampton a	1105	1112		1137		1142

	SN					
	<b>8</b>	<b>8</b>		<b>4</b>	<b>8</b>	<b>4</b>
London Euston d	1054	1115		1124	1146	1149
Clapham Junction d	↓	↓	1041	↓	↓	↓
Shepherd's Bush d			1054			
Wembley Central d	↓	↓	1109	↓		↓
 Watford Junction d	1111	↓	1120	1140		1204
 Leighton Buzzard d	1136	1143	1147	1208		↓
 Bletchley d	1143	1150	1154	1215	↓	↓
 Milton Keynes Central d	1148a	1155	1159a	1221	1219	1225
 Wolverton d		1159		1225		▼
 Northampton a		1212		1237		1243

[Menu](#)
[Notes & Symbols](#)
[Plan a Journey](#)







**London Euston / Clapham Junction – Wembley Central –  
Watford Junction – Leighton Buzzard – Milton Keynes – Northampton**







	SN					
	<b>12</b>	<b>8</b>		<b>4</b>	<b>8</b>	<b>4</b>
London Euston d	1154	1215		1224	1246	1249
Clapham Junction d	↓	↓	1139	↓	↓	↓
Shepherd's Bush d			1153			
Wembley Central d	↓	↓	1209	↓		↓
 Watford Junction d	1210	↓	1220	1240		1304
 Leighton Buzzard d	1234	1243	1247	1308		↓
 Bletchley d	1241	1250	1254	1315	↓	↓
 Milton Keynes Central d	1246a	1255	1300a	1320	1319	1325
 Wolverton d		1259		1324		▼
 Northampton a		1312		1337		1342

	SN					
	<b>4</b>	<b>8</b>		<b>8</b>	<b>4</b>	<b>4</b>
London Euston d	1253	1315		1324	1346	1349
Clapham Junction d	↓	↓	1239	↓	↓	↓
Shepherd's Bush d			1253			
Wembley Central d	↓	↓	1309	↓		↓
 Watford Junction d	1309	↓	1321	1339		1404
 Leighton Buzzard d	1334	1343	1347	1409		↓
 Bletchley d	1341	1350	1354	1416	↓	↓
 Milton Keynes Central d	1346a	1355	1400a	1422	1419	1426
 Wolverton d		1359		1425		▼
 Northampton a		1412		1438		1443

[Menu](#)
[Notes & Symbols](#)
[Plan a Journey](#)

**London Euston / Clapham Junction – Wembley Central –  
Watford Junction – Leighton Buzzard – Milton Keynes – Northampton**

	SN					
	8	8		4	4	4
London Euston d	1354	1415		1424	1446	1449
Clapham Junction d	↓	↓	1339	↓	↓	↓
Shepherd's Bush d	↓	↓	1353	↓	↓	↓
Wembley Central d	↓	↓	1409	↓	↓	↓
 Watford Junction d	1411	↓	1420	1440	↓	1504
 Leighton Buzzard d	1436	1442	1447	1509	↓	↓
 Bletchley d	1443	1449	1454	1516	↓	↓
 Milton Keynes Central d	1448a	1455	1459a	1521	1519	1526
 Wolverton d		1459		1525		▼
 Northampton a		1512		1537		1542

	SN					
	8	8		4	4	12
London Euston d	1452	1515		1524	1546	1549
Clapham Junction d	↓	↓	1440	↓	↓	↓
Shepherd's Bush d	↓	↓	1454	↓	↓	↓
Wembley Central d	↓	↓	1509	↓	↓	↓
 Watford Junction d	1508	↓	1520	1539	↓	1604
 Leighton Buzzard d	1535	1542	1547	1609	↓	↓
 Bletchley d	1541	1549	1554	1615	↓	↓
 Milton Keynes Central d	1546a	1555	1600a	1621	1619	1625
 Wolverton d		1559		1625		▼
 Northampton a		1612		1637		1643

[Menu](#)
[Notes & Symbols](#)
[Plan a Journey](#)

**London Euston / Clapham Junction – Wembley Central –  
Watford Junction – Leighton Buzzard – Milton Keynes – Northampton**

SN







**12**

**8**

**8**

**8**

**4**

London Euston d	1553	1615		1630	1646	1649
Clapham Junction d	↓	↓	1539	↓	↓	↓
Shepherd's Bush d			1553			
Wembley Central d	↓		1608	↓		↓
 Watford Junction d	1609	↓	1619	↓		1710
 Leighton Buzzard d	1634	1642	1647	1709		↓
 Bletchley d	1641	1649	1654	1716	↓	1745
 Milton Keynes Central d	1646a	1655	1700a	1722	1719	1750
 Wolverton d		1659		1726		
 Northampton a		1711		1738		

SN







**12**

**12**

**12**

**8**

**12**







London Euston d	1652	1713	1716		1723	1730
Clapham Junction d	↓	↓	↓	1639	↓	↓
Shepherd's Bush d				1653	↓	↓
Wembley Central d	↓		↓	1707	1733	↓
 Watford Junction d	↓		↓	1719	1742	1747
 Leighton Buzzard d	1720	↓	1743	1748	1809	↓
 Bletchley d	1727	↓	↓	1755	1816	1821
 Milton Keynes Central d	1732	1749	1755	1801a	1822	1827
 Wolverton d	1736	↓	1759		1825	
 Northampton a	1749	1811	1815		1838	

[Menu](#)







[Notes & Symbols](#)

[Plan a Journey](#)

## London Euston / Clapham Junction – Wembley Central – Watford Junction – Leighton Buzzard – Milton Keynes – Northampton







	<b>8</b>	<b>12</b>	<b>12</b>	<b>12</b>	<b>12</b>	<b>12</b>
London Euston d	1746	1752	1753	1805	1813	1816
Clapham Junction d	↓	↓	↓	↓	↓	↓
Shepherd's Bush d						
Wembley Central d			↓	↓		
 Watford Junction d		↓	1810	1824		↓
 Leighton Buzzard d		1821	▼	1854		1843
 Bletchley d	↓	▼	1841	1900	↓	▼
 Milton Keynes Central d	1819	1831	1847	1905	1845	1856
 Wolverton d		1835	1851	1909	▼	1900
 Northampton a		1847	1905	1925	1900	1918







## SN

		<b>8</b>	<b>8</b>	<b>8</b>	<b>8</b>	<b>8</b>
					FX	FO
London Euston d		1821	1830	1841	1846	1849
Clapham Junction d	1739	↓	↓	↓	↓	↓
Shepherd's Bush d	1753					
Wembley Central d	1809	↓	↓	↓		
 Watford Junction d	1820	1841	1847	1901		
 Leighton Buzzard d	1847	1910	▼	1929		
 Bletchley d	1854	▼	1919	1938a	↓	↓
 Milton Keynes Central d	1900a	1920	1925a		1919	1924
 Wolverton d		1924				▼
 Northampton a		1936				1942

[Menu](#)
[Notes & Symbols](#)
[Plan a Journey](#)

**London Euston / Clapham Junction – Wembley Central –  
Watford Junction – Leighton Buzzard – Milton Keynes – Northampton**

	SN					
	8	12	8		12	4
London Euston d	1852	1854	1915		1930	1946
Clapham Junction d	↓	↓	↓	1839	↓	↓
Shepherd's Bush d				1853		
Wembley Central d		↓		1909	↓	
 Watford Junction d	↓	1913	↓	1920	1946	
 Leighton Buzzard d	1920	1939	1942	1947	2014	
 Bletchley d	1927	1946	▼	1955	2021	↓
 Milton Keynes Central d	1932	1953a	1957	2004a	2026	2019
 Wolverton d	1936		2001			
 Northampton a	1953		2013			

	SN					
	8	12	8		8	4
London Euston d	1953	1954	2016		2024	2046
Clapham Junction d	↓	↓	↓	1940	↓	↓
Shepherd's Bush d				1954		
Wembley Central d		↓	↓	2008	↓	
 Watford Junction d	↓	2011	↓	2019	2043	
 Leighton Buzzard d	2021	2036	2043	2047	2112	
 Bletchley d	▼	2043	2050	2054	2119	↓
 Milton Keynes Central d	2031	2049	2056	2100a	2124a	2119
 Wolverton d	2035	2053	2100			
 Northampton a	2048	2109	2113			







[Menu](#)

[Notes & Symbols](#)







[Plan a Journey](#)

**London Euston / Clapham Junction – Wembley Central –  
Watford Junction – Leighton Buzzard – Milton Keynes – Northampton**  
SN

**8      8      12      4      SN      8**

London Euston d	2051	2054	2104	2113		2124
Clapham Junction d	↓	↓	↓	↓	2036	↓
Shepherd's Bush d		↓			2050	
Wembley Central d		2103	↓		2108	↓
 Watford Junction d	↓	2113	2125	↓	2119	2141
 Leighton Buzzard d	2119	2138	2157	2144	2148	2206
 Bletchley d	▼	2145	2205a	2152	2156	2214
 Milton Keynes Central d	2130	2150		2156	2202a	2219a
 Wolverton d	2134	2154		2200		
 Northampton a	2148	2208		2213		

**12      4      8      8      4      8**

London Euston d	2134	2149	2153	2154	2206	2224
Clapham Junction d	↓	↓	↓	↓	↓	↓
Shepherd's Bush d						
Wembley Central d	↓			↓	↓	↓
 Watford Junction d	2155		↓	2215	2228	2241
 Leighton Buzzard d	2224		2220	2245	2300	2307
 Bletchley d	2231a	↓	▼	2252	2307	2314
 Milton Keynes Central d		2222	2234	2300	2317	2323
 Wolverton d			2238	2304	▼	2327
 Northampton a			2251	2319	2330	2341







[Menu](#)

[Notes & Symbols](#)





[Plan a Journey](#)

**London Euston / Clapham Junction – Wembley Central –  
Watford Junction – Leighton Buzzard – Milton Keynes – Northampton**

**8                    8                    8                    8                    8                    8**

London Euston d	2242	2304	2322	2342	0005	0035
Clapham Junction d	↓	↓	↓	↓	↓	↓
Shepherd's Bush d		↓	↓			↓
Wembley Central d	↓	2314	2331	↓	↓	0046
 Watford Junction d	2306	2328	2341	0004	0025	0059
 Leighton Buzzard d	2335	0001	0007	0035	0054	0132
 Bletchley d	2342	0008	0014	0042	0101	0139
 Milton Keynes Central d	2350a	0017	0022	0050a	0109	0148
 Wolverton d		0021	0026		0113	0151
 Northampton a		0034	0044		0128	0205

**4**

London Euston d	0134
Clapham Junction d	↓
Shepherd's Bush d	↓
Wembley Central d	0145
 Watford Junction d	0157
 Leighton Buzzard d	0222
 Bletchley d	0229
 Milton Keynes Central d	0237a
 Wolverton d	
 Northampton a	







[Menu](#)







[Notes & Symbols](#)

[Plan a Journey](#)



**London Euston / Clapham Junction – Wembley Central –  
Watford Junction – Leighton Buzzard – Milton Keynes – Northampton**

		4	8	SN	8	8	SN
London Euston d			0534		0624	0629	
Clapham Junction d			↓	0539	↓		0640
Shepherd's Bush d				0553			0654
Wembley Central d			↓	0607	↓		0709
 Watford Junction d			0553	0619	0639		0720
 Leighton Buzzard d			0625	0646	0708		0747
 Bletchley d	0532	0631	0653	0715		↓	0754
 Milton Keynes Central d	0539	0637	0659a	0720	0702		0759a
 Wolverton d	0542	0640		0724			
 Northampton a	0555	0653		0737			

		8	8	8	8	8	SN
London Euston d		0724	0746	0749	0752	0815	
Clapham Junction d		↓	↓	↓	↓	↓	0740
Shepherd's Bush d							0754
Wembley Central d		↓		↓	↓		0809
 Watford Junction d		0739		0804	0809	↓	0820
 Leighton Buzzard d		0808		↓	0835	0842	0847
 Bletchley d		0815	↓	↓	0842	0849	0854
 Milton Keynes Central d		0820	0819	0826	0847a	0855	0859a
 Wolverton d		0824		▼		0859	
 Northampton a		0837		0841		0912	

[Menu](#)







[Notes & Symbols](#)

[Plan a Journey](#)

**London Euston / Clapham Junction – Wembley Central –  
Watford Junction – Leighton Buzzard – Milton Keynes – Northampton**







SN

**8 8 8 4 8**

London Euston d	0824	0846	0849	0854	0915	
Clapham Junction d	↓	↓	↓	↓	↓	0840
Shepherd's Bush d						0854
Wembley Central d	↓		↓	↓	↓	0909
 Watford Junction d	0839		0904	0911	↓	0920
 Leighton Buzzard d	0908		▼	0936	0943	0949
 Bletchley d	0915	↓	0924	0943	0951	0956
 Milton Keynes Central d	0920	0919	0929	0948a	0955	1001a
 Wolverton d	0924		▼		0959	
 Northampton a	0937		0944		1012	

SN

**8 8 8 8 8**

London Euston d	0924	0946	0949	0954	1015	
Clapham Junction d	↓	↓	↓	↓	↓	0940
Shepherd's Bush d						0954
Wembley Central d	↓		↓	↓	↓	1009
 Watford Junction d	0939		1004	1011	↓	1020
 Leighton Buzzard d	1008		▼	1036	1043	1047
 Bletchley d	1015	↓	1025	1043	1051	1055
 Milton Keynes Central d	1020	1019	1031	1048a	1056	1100a
 Wolverton d	1024		▼		1100	
 Northampton a	1037		1047		1112	

[Menu](#)







[Notes & Symbols](#)

[Plan a Journey](#)

**London Euston / Clapham Junction – Wembley Central –  
Watford Junction – Leighton Buzzard – Milton Keynes – Northampton**







SN

**8 8 8 8 8**

London Euston d	1024	1046	1049	1054	1115	
Clapham Junction d	↓	↓	↓	↓	↓	1040
Shepherd's Bush d						1054
Wembley Central d	↓		↓	↓	↓	1109
 Watford Junction d	1039		1104	1111	↓	1120
 Leighton Buzzard d	1108	↓	↓	1136	1143	1147
 Bletchley d	1115	↓	↓	1143	1151	1155
 Milton Keynes Central d	1120	1119	1124	1148a	1158	1200a
 Wolverton d	1124		▼		1202	
 Northampton a	1137		1142		1215	

SN

**8 8 8 8 8**







London Euston d	1124	1146	1149	1154	1215	
Clapham Junction d	↓	↓	↓	↓	↓	1140
Shepherd's Bush d						1154
Wembley Central d	↓		↓	↓	↓	1209
 Watford Junction d	1139		1204	1211	↓	1220
 Leighton Buzzard d	1209	↓	↓	1236	1243	1247
 Bletchley d	1216	↓	↓	1243	1251	1255
 Milton Keynes Central d	1221	1219	1225	1248a	1256	1300a
 Wolverton d	1225		▼		1300	
 Northampton a	1238		1242		1312	







[Menu](#)

[Notes & Symbols](#)

[Plan a Journey](#)

**London Euston / Clapham Junction – Wembley Central –  
Watford Junction – Leighton Buzzard – Milton Keynes – Northampton**  
SN

	8	8	8	4	8	
London Euston d	1224	1246	1249	1254	1315	
Clapham Junction d	↓	↓	↓	↓	↓	1240
Shepherd's Bush d						1254
Wembley Central d	↓		↓	↓	↓	1309
 Watford Junction d	1239		1304	1311	↓	1320
 Leighton Buzzard d	1308		↓	1336	1343	1347
 Bletchley d	1315	↓	↓	1343	1351	1355
 Milton Keynes Central d	1320	1319	1325	1348a	1356	1400a
 Wolverton d	1324		▼		1400	
 Northampton a	1337		1342		1412	

	8	8	8	8	8	
London Euston d	1324	1346	1349	1354	1415	
Clapham Junction d	↓	↓	↓	↓	↓	1340
Shepherd's Bush d						1354
Wembley Central d	↓		↓	↓	↓	1409
 Watford Junction d	1340		1404	1411	↓	1420
 Leighton Buzzard d	1409		↓	1436	1442	1447
 Bletchley d	1416	↓	↓	1443	1450	1454
 Milton Keynes Central d	1421	1419	1425	1448a	1456	1500a
 Wolverton d	1425		▼		1500	
 Northampton a	1438		1443		1514	

[Menu](#)







[Notes & Symbols](#)

[Plan a Journey](#)

**London Euston / Clapham Junction – Wembley Central –  
Watford Junction – Leighton Buzzard – Milton Keynes – Northampton**







SN

8 8 8 8 8

London Euston d	1424	1446	1449	1454	1515	
Clapham Junction d	↓	↓	↓	↓	↓	1440
Shepherd's Bush d						1454
Wembley Central d	↓		↓	↓	↓	1509
 Watford Junction d	1439		1504	1511	↓	1520
 Leighton Buzzard d	1508		↓	1536	1543	1547
 Bletchley d	1515	↓	↓	1543	1551	1555
 Milton Keynes Central d	1520	1519	1525	1548a	1556	1601a
 Wolverton d	1524		▼		1600	
 Northampton a	1537		1543		1612	

SN

8 8 8 8 8

London Euston d	1524	1546	1549	1554	1615	
Clapham Junction d	↓	↓	↓	↓	↓	1540
Shepherd's Bush d						1554
Wembley Central d	↓		↓	↓	↓	1609
 Watford Junction d	1539		1604	1611	↓	1620
 Leighton Buzzard d	1608		↓	1636	1643	1647
 Bletchley d	1615	↓	↓	1643	1651	1655
 Milton Keynes Central d	1620	1619	1625	1648a	1656	1700a
 Wolverton d	1624		▼		1700	
 Northampton a	1637		1642		1712	

[Menu](#)







[Notes & Symbols](#)

[Plan a Journey](#)

**London Euston / Clapham Junction – Wembley Central –  
Watford Junction – Leighton Buzzard – Milton Keynes – Northampton**







SN

**8 8 8 4 8**

London Euston d	1624	1646	1649	1654	1715	
Clapham Junction d	↓	↓	↓	↓	↓	1640
Shepherd's Bush d						1654
Wembley Central d	↓		↓	↓	↓	1709
 Watford Junction d	1639		1704	1711	↓	1720
 Leighton Buzzard d	1708		↓	1736	1742	1747
 Bletchley d	1715	↓	↓	1743	1749	1754
 Milton Keynes Central d	1720	1719	1726	1748a	1756	1759a
 Wolverton d	1724		▼		1800	
 Northampton a	1737		1742		1812	

SN

**8 8 8 8 8**







London Euston d	1724	1746	1749	1754	1815	
Clapham Junction d	↓	↓	↓	↓	↓	1740
Shepherd's Bush d						1754
Wembley Central d	↓		↓	↓	↓	1809
 Watford Junction d	1739		1804	1811	↓	1820
 Leighton Buzzard d	1808		↓	1836	1843	1847
 Bletchley d	1815	↓	↓	1843	1851	1855
 Milton Keynes Central d	1820	1819	1825	1848a	1856	1901a
 Wolverton d	1824		▼		1900	
 Northampton a	1837		1842		1912	







[Menu](#)

[Notes & Symbols](#)

[Plan a Journey](#)

**London Euston / Clapham Junction – Wembley Central –  
Watford Junction – Leighton Buzzard – Milton Keynes – Northampton**

	8	8	8	8	8	8
London Euston d	1824	1846	1849	1851	1910	1920
Clapham Junction d	↓	↓	↓	↓	↓	↓
Shepherd's Bush d	↓	↓	↓	↓	↓	↓
Wembley Central d	↓	↓	↓	↓	↓	↓
 Watford Junction d	1839	↓	1904	1907	↓	1936
 Leighton Buzzard d	1908	↓	↓	1935	↓	2001
 Bletchley d	1915	↓	↓	1942a	↓	↓
 Milton Keynes Central d	1920	1919	1925	↓	1946	2010
 Wolverton d	1924	↓	↓	↓	1950	↓
 Northampton a	1937	↓	1945	↓	2004	2025







	8	8	8	8	8	4
London Euston d	1930	1933	1941	1947	2002	2034
Clapham Junction d	↓	↓	↓	↓	↓	↓
Shepherd's Bush d	↓	↓	↓	↓	↓	↓
Wembley Central d	↓	↓	↓	↓	↓	↓
 Watford Junction d	1951	↓	2001	2006	2019	2051u
 Leighton Buzzard d	2022	↓	2030	2036	2040	↓
 Bletchley d	2029	↓	2037	2043	2047	↓
 Milton Keynes Central d	2037	2006	2046	2050	2053a	2122
 Wolverton d	2041	↓	2049	2054	↓	↓
 Northampton a	2055	↓	2103	2109	↓	↓








[Menu](#)

[Notes & Symbols](#)

[Plan a Journey](#)

**London Euston / Clapham Junction – Wembley Central –  
Watford Junction – Leighton Buzzard – Milton Keynes – Northampton**

	<b>8</b>	<b>8</b>	<b>8</b>	<b>12</b>	<b>8</b>	<b>8</b>
London Euston d	2039	2042	2109	2131	2154	2212
Clapham Junction d	↓	↓	↓	↓	↓	↓
Shepherd's Bush d						↓
Wembley Central d	↓	↓	↓	↓	↓	2223
 Watford Junction d	2055	2100	2129	↓	2215	2236
 Leighton Buzzard d	2120	▼	2159	2209	2248	2302
 Bletchley d	2127	2131	2206	2216	2255	2309
 Milton Keynes Central d	2135	2142	2214	2225	2304	2317
 Wolverton d	2138	▼	2218	2229	2308	2321
 Northampton a	2153	2157	2231	2244	2321	2335

	<b>8</b>	<b>8</b>	<b>8</b>	<b>12</b>	<b>12</b>	
London Euston d	2234	2305	2321	2340	0015	0200
Clapham Junction d	↓	↓	↓	↓	↓	↓
Shepherd's Bush d		↓				
Wembley Central d	↓	2315	↓	↓	↓	
 Watford Junction d	2253	2326	2341	0002	0035	
 Leighton Buzzard d	2320	2359	0014	0035	0106	
 Bletchley d	2327	0006	0021	0042	0113	↓
 Milton Keynes Central d	2335	0015	0030	0047	0119	0400a
 Wolverton d	2339	0019	0034	0051	0123	
 Northampton a	2353	0033	0048	0108	0137	

[Menu](#)

[Notes & Symbols](#)

[Plan a Journey](#)



**London Euston / Clapham Junction – Wembley Central –  
Watford Junction – Leighton Buzzard – Milton Keynes – Northampton**



London Euston d	0200	0200	0200	0200
Clapham Junction d	↓	↓	↓	↓
Shepherd's Bush d				↓
Wembley Central d	↓	↓	↓	0230
Watford Junction d	0250	0250	0255	0305
Leighton Buzzard d	↓	0351	↓	0440
Bletchley d	↓	0416	↓	0505
Milton Keynes Central d	0400a	0431a	0410a	0520a
Wolverton d				
Northampton a				







Menu

Notes & Symbols







Plan a Journey

## London Euston / Clapham Junction – Wembley Central – Watford Junction – Leighton Buzzard – Milton Keynes – Northampton

**12**      **12**      **8**      **8**      **8**      **8**







London Euston d	0651	0718	0752	0824	0855	
Clapham Junction d	↓	↓	↓	↓	↓	
Shepherd's Bush d						
Wembley Central d	↓	↓	↓	↓	↓	
 Watford Junction d	0710	0739	0810	0844	0914	
 Leighton Buzzard d	0738	0808	0839	0914	0941	
 Bletchley d	0745	0815	0845	0921	0948	
 Milton Keynes Central d	0755	0824	0851	0926	0957	1011
 Wolverton d	0759	0828	0855	0930	1001	1015
 Northampton a	0812	0841	0908	0945	1014	1032







**8**      **8**      **8**      **8**      **8**      **8**

London Euston d	0924	0955	1001	1022	1031	1053
Clapham Junction d	↓	↓	↓	↓	↓	↓
Shepherd's Bush d						
Wembley Central d	↓	↓	↓	↓	↓	↓
 Watford Junction d	0945	1011	1019	1041	1047	1114
 Leighton Buzzard d	1014	1036	1047	1106	1113	1142
 Bletchley d	1021	1043	▼	1113	▼	1149
 Milton Keynes Central d	1027	1051	1058	1121a	1127	1158
 Wolverton d	1031	▼	1102		1131	1201
 Northampton a	1044	1105	1116		1145	1216

[Menu](#)
[Notes & Symbols](#)
[Plan a Journey](#)







## London Euston / Clapham Junction – Wembley Central – Watford Junction – Leighton Buzzard – Milton Keynes – Northampton







	8	8	8	8	8	8
London Euston d	1124	1154	1208	1231	1234	1243
Clapham Junction d	↓	↓	↓	↓	↓	↓
Shepherd's Bush d						
Wembley Central d	↓	↓	↓	↓	↓	
 Watford Junction d	1142	1214	1223	↓	1250	
 Leighton Buzzard d	1212	1246	↓	1259	1315	↓
 Bletchley d	1219	1253	↓	1306	1322	↓
 Milton Keynes Central d	1228	1259a	1252	1313	1328	1320
 Wolverton d	1232		1256	1317	1332	
 Northampton a	1244		1308	1330	1344	

	8	8	8	8	8	8
London Euston d	1254	1308	1332	1334	1343	1354
Clapham Junction d	↓	↓	↓	↓	↓	↓
Shepherd's Bush d						
Wembley Central d	↓	↓	↓	↓		↓
 Watford Junction d	1313	1323	↓	1350		1413
 Leighton Buzzard d	1342	↓	1400	1415	↓	1442
 Bletchley d	1349	↓	1407	1422	↓	1449
 Milton Keynes Central d	1354a	1350	1414	1428	1419	1454a
 Wolverton d		1354	1418	1432		
 Northampton a		1406	1431	1444		

[Menu](#)
[Notes & Symbols](#)
[Plan a Journey](#)







## London Euston / Clapham Junction – Wembley Central – Watford Junction – Leighton Buzzard – Milton Keynes – Northampton







	8	8	8	8	8	8
London Euston d	1408	1431	1434	1443	1454	1506
Clapham Junction d	↓	↓	↓	↓	↓	↓
Shepherd's Bush d						
Wembley Central d	↓	↓	↓	↓	↓	↓
 Watford Junction d	1423	↓	1450		1513	1521
 Leighton Buzzard d	↓	1458	1515	↓	1542	↓
 Bletchley d	↓	1505	1522	↓	1549	↓
 Milton Keynes Central d	1450	1513	1528	1519	1554a	1550
 Wolverton d	1454	1517	1532			1554
 Northampton a	1507	1530	1544			1607

	8	8	8	8	8	8
London Euston d	1531	1534	1543	1554	1606	1632
Clapham Junction d	↓	↓	↓	↓	↓	↓
Shepherd's Bush d						
Wembley Central d	↓	↓	↓	↓	↓	↓
 Watford Junction d	↓	1550		1613	1621	↓
 Leighton Buzzard d	1558	1615	↓	1642	↓	1659
 Bletchley d	1605	1622	↓	1649	↓	1706
 Milton Keynes Central d	1613	1628	1619	1654a	1649	1714
 Wolverton d	1617	1632			1653	1718
 Northampton a	1630	1644			1706	1731

[Menu](#)
[Notes & Symbols](#)
[Plan a Journey](#)







## London Euston / Clapham Junction – Wembley Central – Watford Junction – Leighton Buzzard – Milton Keynes – Northampton







	8	8	8	8	8	8
London Euston d	1634	1643	1654	1706	1732	1734
Clapham Junction d	↓	↓	↓	↓	↓	↓
Shepherd's Bush d	↓	↓	↓	↓	↓	↓
Wembley Central d	↓	↓	↓	↓	↓	↓
 Watford Junction d	1650	↓	1713	1721	↓	1750
 Leighton Buzzard d	1715	↓	1742	↓	1800	1815
 Bletchley d	1722	↓	1749	↓	1807	1822
 Milton Keynes Central d	1728	1719	1754a	1749	1814	1828
 Wolverton d	1732			1753	1818	1832
 Northampton a	1744			1806	1831	1844

	8	8	8	8	8	8
London Euston d	1743	1754	1806	1831	1834	1843
Clapham Junction d	↓	↓	↓	↓	↓	↓
Shepherd's Bush d	↓	↓	↓	↓	↓	↓
Wembley Central d	↓	↓	↓	↓	↓	↓
 Watford Junction d	↓	1813	1821	↓	1850	↓
 Leighton Buzzard d	↓	1842	↓	1858	1915	↓
 Bletchley d	↓	1849	↓	↓	1922	↓
 Milton Keynes Central d	1819	1854a	1847	1913	1928	1919
 Wolverton d			1851	1917	1932	
 Northampton a			1904	1930	1944	

[Menu](#)
[Notes & Symbols](#)
[Plan a Journey](#)







## London Euston / Clapham Junction – Wembley Central – Watford Junction – Leighton Buzzard – Milton Keynes – Northampton







	8	8	8	8	8	8
London Euston d	1854	1911	1931	1934	1950	2007
Clapham Junction d	↓	↓	↓	↓	↓	↓
Shepherd's Bush d	↓	↓	↓	↓	↓	↓
Wembley Central d	↓	↓	↓	↓	↓	↓
 Watford Junction d	1913	↓	↓	1950	2009	2026
 Leighton Buzzard d	1942	↓	1958	2015	2038	2050
 Bletchley d	1949	↓	2005	2022	2045	▼
 Milton Keynes Central d	1954a	1950	2013	2028	2051	2102
 Wolverton d		1954	2017	2032	▼	▼
 Northampton a		2006	2030	2044	2105	2120

	8	8	8	8	8	8
London Euston d	2011	2034	2042	2106	2131	2140
Clapham Junction d	↓	↓	↓	↓	↓	↓
Shepherd's Bush d	↓	↓	↓	↓	↓	↓
Wembley Central d	↓	↓	↓	↓	↓	↓
 Watford Junction d	2032	2050	2058	2125	2147	2204
 Leighton Buzzard d	↓	2114	2120	2153	2217	2224
 Bletchley d	↓	2121	▼	2200	2224	▼
 Milton Keynes Central d	2109a	2131	2135a	2208	2232	2237
 Wolverton d		2135		2212	▼	2240
 Northampton a		2148		2225	2248	2255

[Menu](#)
[Notes & Symbols](#)
[Plan a Journey](#)

## London Euston / Clapham Junction – Wembley Central – Watford Junction – Leighton Buzzard – Milton Keynes – Northampton

	8	4	8	8	8	8
London Euston d	2201	2231	2240	2259	2339	0005
Clapham Junction d	↓	↓	↓	↓	↓	↓
Shepherd's Bush d						
Wembley Central d	↓	↓	↓	↓	↓	↓
 Watford Junction d	2221	2252	2302	2319	0001	0025
 Leighton Buzzard d	2250	2321	2332	2352	0034	0054
 Bletchley d	2257	2328	2339	2359	0041	0101
 Milton Keynes Central d	2306	2336	2348	0007	0049	0109
 Wolverton d	2310	2340	▼	0011	0053	0113
 Northampton a	2324	2353	0004	0025	0107	0126

	8	4
London Euston d	0035	0134
Clapham Junction d	↓	↓
Shepherd's Bush d	↓	↓
Wembley Central d	0045	0145
 Watford Junction d	0058	0157
 Leighton Buzzard d	0131	0222
 Bletchley d	0138	0229
 Milton Keynes Central d	0147	0237a
 Wolverton d	0150	
 Northampton a	0204	

[Menu](#)
[Notes & Symbols](#)
[Plan a Journey](#)



## Do you really need a paper timetable?

You could download a 'print at home' timetable (just print the pages you need!) or get a handy interactive timetable on your phone – just visit [lnr.uk/times](http://lnr.uk/times)



Download on the  
App Store



GET IT ON  
Google Play



REUSE  
REDUCE  
RECYCLE

Or download our real-time app at [lnr.uk/app](http://lnr.uk/app)

## National Rail Enquiries

03457 48 49 50 • [nationalrail.co.uk](http://nationalrail.co.uk)

## Live travel updates

 @LNRailway

For help, advice and travel updates

 /LondonNorthwesternRailway

For the latest offers and news



Operated by West Midlands Trains